

wineo

THAT'S FLOORING

DESIGN FLOORING

**CONFIDENT IN STYLE.
LIVING AND WORKING.**

NEW!
wineo 400



CONTENTS

Confident in style	04
Product advantages	06
Product composition	08
wineo 400	14
wineo 600	26
wineo 800	38
PERFECT FIT Accessories	54
Awards & Quality	55
Service	56
Technical characteristics	58



Where do we find inspiration? Where can we feel the spirit of the times? Our designers were looking for the latest trends – with the aim of creating extraordinary collections that are characterised in particular: by confidence in style.

The design flooring by wineo gives every room a special flair. It derives its inspiration from the warmth of nature or the cool concrete facades of fascinating cities. It convinces with its design and functionality for residential and commercial buildings.

CONFIDENT IN STYLE.



PRODUCT ADVANTAGES

The permanently elastic wineo design flooring is impressively functional. Offering numerous product advantages and ease of use, it is a true favourite.



DURABLE

wineo design flooring is **non-staining**.
Even furniture and chair castors leave no trace.



SUITABLE FOR UNDERFLOOR HEATING

Installed on underfloor heating, the design flooring conveys an extra sense of **cosy warmth**.



EASY CARE

Thanks to the sealed finish, the design flooring is very **easy to clean**.



SUITABLE FOR HIGH HUMIDITY AREAS

All wineo design flooring for gluing or clicking in are perfectly suitable **for high humidity rooms**, such as the kitchen or bathroom.



QUIET

The soft surface ensures **pleasant room acoustics**.



GENTLE ON THE ANKLES

Thanks to the **elastic surface**, the joints are protected.



WARM TO THE FEET

The design flooring feels **pleasantly warm** and is ideally suitable for lying, playing and living on.



SLIP-RESISTANT

The **tested surface** is reliably safe with every step.



PRODUCT COMPOSITION

Design flooring from wineo is just as varied as your requirements. Whether you are looking for flooring for a new building, renovation, at home or for commercial use – wineo has the right product for you.

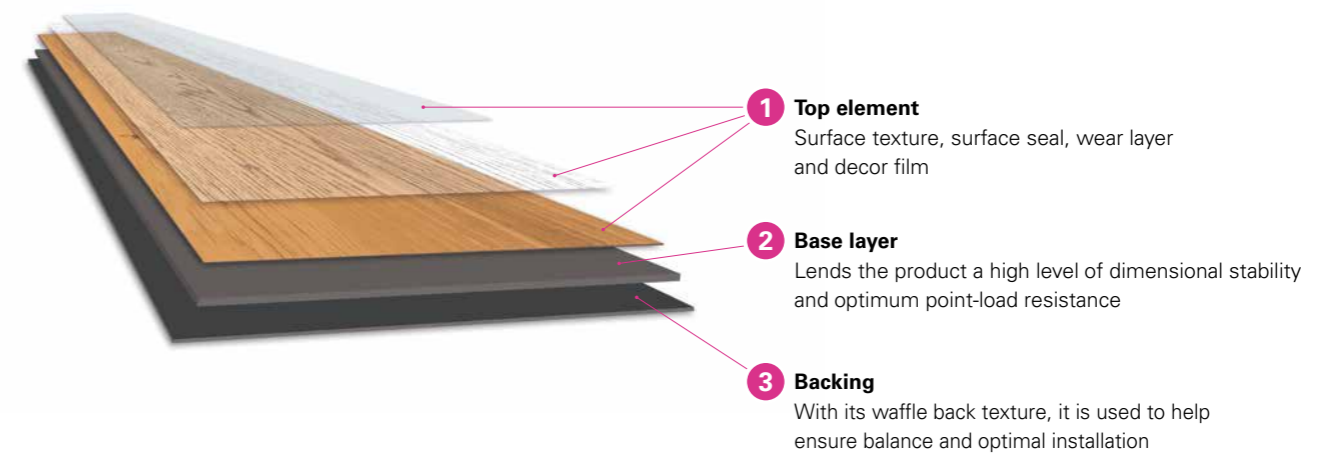
ELASTIC DESIGN FLOORING FOR GLUING

Collections: wineo 400 | wineo 600 | wineo 800



PERFECT SOLUTION FOR

- even subsurfaces (new buildings)
- prepared subsurfaces (renovations)
- existing floor coverings (DIN 18202)
in combination with singleGLUE self-adhesive mat



1 Top element
Surface texture, surface seal, wear layer and decor film

2 Base layer
Lends the product a high level of dimensional stability and optimum point-load resistance

3 Backing
With its waffle back texture, it is used to help ensure balance and optimal installation

i

SPECIAL PRODUCT FEATURES

- low installation height from 2 mm to 2.5 mm
- perfect heat distribution when used over underfloor heating
- simple cutting to size with a cutter knife

INSTALLATION OPTIONS

1. STANDARD GLUING

- 1.1** firm bond with the existing subsurface
- 1.2** bonds to the downward self-adhesive silentPLUS underlay mat
- 1.3** double-sided adhesive with the doubleGLUE self-adhesive mat

2. REMOVABLE DIY GLUING

- installation on singleGLUE self-adhesive underlay mat
- no gluing to the subsurface
- easy, fast and clean to install without liquid adhesives
- can be walked on immediately and is easy to remove

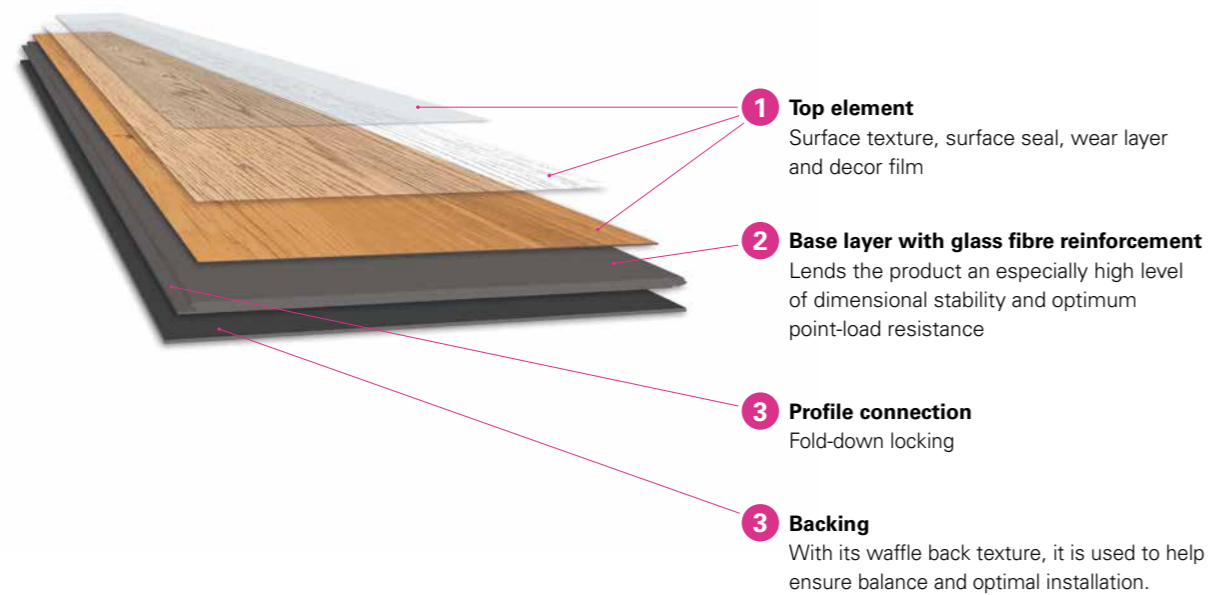
ELASTIC DESIGN FLOORING FOR CLICKING IN

Collection: wineo 800



PERFECT SOLUTION FOR

- even subsurfaces (new buildings)
- prepared subsurfaces (renovations)



i

SPECIAL PRODUCT FEATURES

- low installation height of 5 mm
- perfect heat distribution when used over underfloor heating
- quick and easy installation thanks to proven click connection
- simple cutting to size with a cutter knife

INSTALLATION OPTIONS

1. FLOATING

- directly onto the prepared subsurface
- installation on stabilising silentComfort underlay mat
- can be walked on immediately and is easy to remove

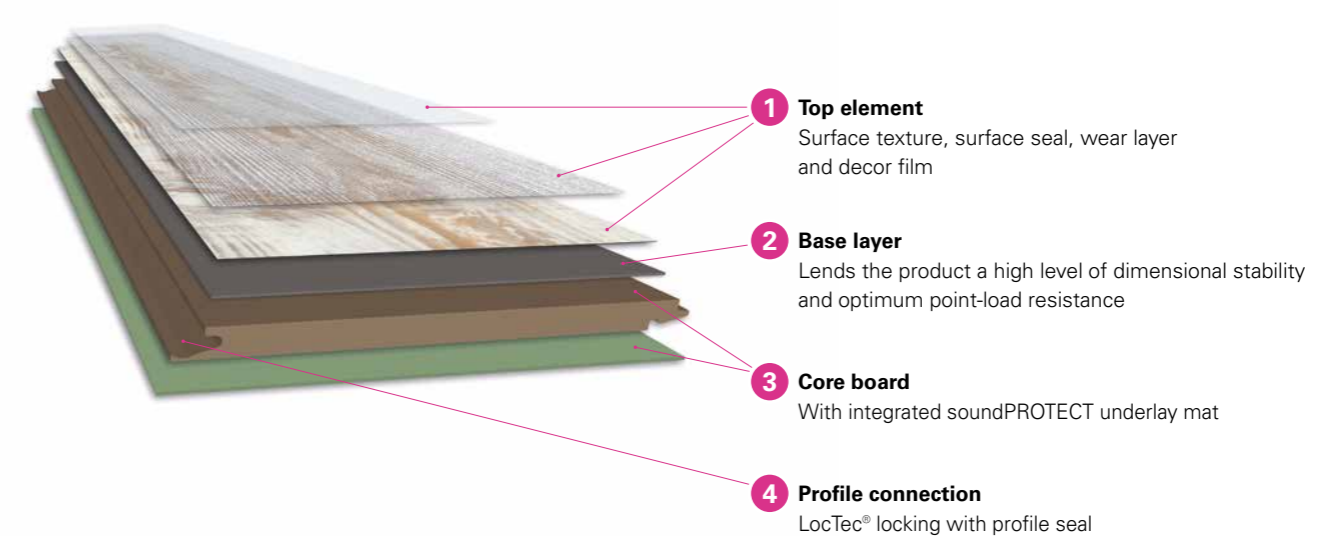
MULTI-LAYER | RIGID DESIGN FLOORING FOR CLICKING IN

Collection: wineo 400



PERFECT SOLUTION FOR

- subsurfaces with slight unevenness (renovations)
- bridging height differences (new buildings)



i

SPECIAL PRODUCT FEATURES

- practical installation height of 9 mm
- Tele-Stop: minor irregularities in the subfloor will not show up
- Install-Ready: integrated underlay mat cuts refurbishment times and reduces walking and impact sounds by up to 14 dB
- quick and easy installation thanks to proven click connection
- cutting to size with a saw or laminate cutter

INSTALLATION OPTIONS

1. FLOATING

- direct installation on the subsurface
- PE vapour barrier for installation on mineral subsurfaces
- can be walked on immediately and is easy to remove


SEMI-RIGID DESIGN FLOORING FOR CLICKING IN

Collection: wineo 600



PERFECT SOLUTION FOR

- prepared substrates with minor irregularities (renovations)



i

SPECIAL PRODUCT FEATURES

- low installation height of 5 mm
- Tele-Stop: Minor irregularities in the subfloor will not show up
- perfect heat distribution when used over underfloor heating
- quick and easy installation thanks to proven click connection
- simple cutting to size with a cutter knife

INSTALLATION OPTIONS

1. FLOATING

- direct installation on the subsurface
- laying on the stabilising underlay mat silentRIGID
- can be walked on immediately and is easy to remove

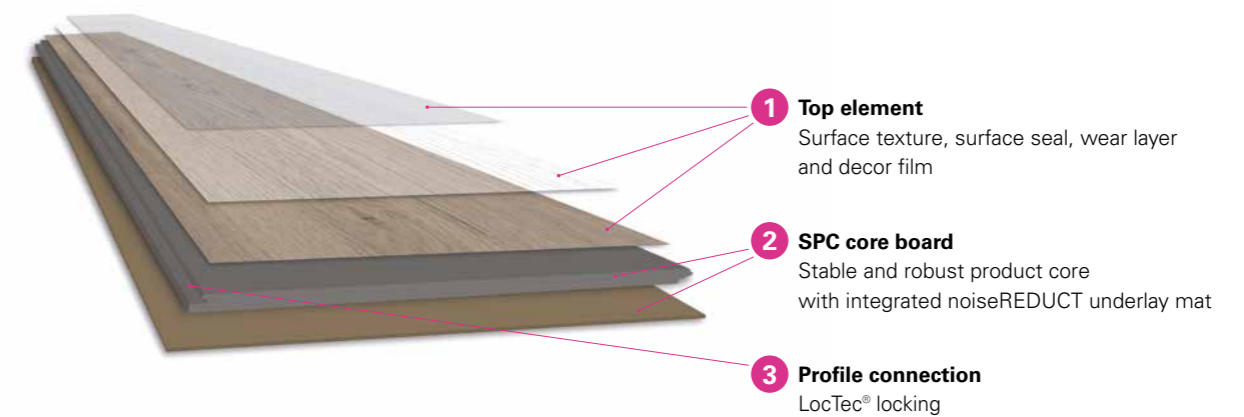
SEMI-RIGID DESIGN FLOORING FOR CLICKING IN

Collection: wineo 400



PERFECT SOLUTION FOR

- prepared substrates with minor irregularities (renovations)



i

SPECIAL PRODUCT FEATURES

- low installation height of 5.5 mm
- Tele-Stop: Minor irregularities in the subfloor will not show up
- Install-Ready: integrated underlay mat cuts refurbishment times and reduces walking and impact sounds by up to 19 dB
- perfect heat distribution when used over underfloor heating
- quick and easy installation thanks to proven click connection
- simple cutting to size with a cutter knife

INSTALLATION OPTIONS

1. FLOATING

- direct installation on the subsurface
- can be walked on immediately and is easy to remove

3-in-1

wineo 400**LIVE AS
YOU ARE**

Live the way you imagine it
and find the style that suits you.

The new wineo 400 offers
four inspiring trends,
a variety of designs and
different formats.

This is the perfect foundation
to design your home according
to your individual taste.
From XS to XL, from light to dark,
from calm to rustic – the new
wineo 400 is as individual
as you are!

Let yourself be inspired
and find your own style!



Learn more about wineo 400!

wineo 400 wood XS | wood L | wood XL

Installation type: Glue | Elastic

Wear layer: 0.3mm | 0.3mm | 0.3mm

Planks / box: 24/1.79m² | 18/3.89m² | 12/4.24m²



610 × 122 × 2 mm XS

1200 × 180 × 2 mm L

1505 × 235 × 2 mm XL

Installation type: Click | Rigid

Wear layer: 0.3mm | 0.3mm

Planks / box: 10/2.20m² | 6/2.05m²



1220 × 180 × 5.5 mm L



1522 × 225 × 5.5 mm XL

Installation type: Click | Multi-Layer | Rigid

Core board: Aqua-Protect®

Wear layer: 0.3mm | 0.3mm

Planks / box: 9/2.00m² | 6/2.10m²



1222 × 182 × 9 mm L

1520 × 230 × 9 mm XL

wineo 400 stone L

Installation type: Glue | Elastic

Wear layer: 0.3mm

Tiles / box: 16/2.98m²



610 × 305 × 2 mm L

Installation type: Click | Rigid

Wear layer: 0.3mm

Tiles / box: 10/1.86m²



610 × 305 × 5.5 mm L

Installation type: Click | Multi-Layer | Rigid

Core board: Aqua-Protect®

Wear layer: 0.3mm

Tiles / box: 9/1.68m²



601 × 310 × 9 mm L




FASCINATION HERRINGBONE

For each trend
a highlight



Comfort Oak Nature

relax




XS

Balanced Oak Lightgrey
Registered embossed surface
Glue: DB286WXS




L

Balanced Oak Lightgrey
Registered embossed surface
Glue: DB286WVL | Click: RLC286WVL
Click (Multi-Layer): MLD286WVL



L

Coast Pine Greige
Rough wood structure
Glue: DB280WVL | Click: RLC280WVL
Click (Multi-Layer): MLD280WVL



XL

Easy Oak Greige
Registered embossed surface
Glue: DB288WXL | Click: RLC288WXL
Click (Multi-Layer): MLD288WXL



XL

Comfort Oak Nature
Registered embossed surface
Glue: DB291WXL | Click: RLC291WXL
Click (Multi-Layer): MLD291WXL




XL

Nordic Maple Cream
Rough wood structure
Glue: DB289WXL | Click: RLC289WXL
Click (Multi-Layer): MLD289WXL



XL

Calm Ash Beige
Rough wood structure
Glue: DB290WXL | Click: RLC290WXL
Click (Multi-Layer): MLD290WXL




L

Craft Concrete Grey
Travertin
Glue: DB302SL | Click: RLC302SL
Click (Multi-Layer): MLD302SL



Plain Oak Beige

breathe



XS

Plain Oak Beige
Registered embossed surface
Glue: DB281WXS



L

Plain Oak Beige
Registered embossed surface
Glue: DB281WL | Click: RLC281WL
Click (Multi-Layer): MLD281WL



L

Vibrant Oak Beige
Registered embossed surface
Glue: DB282WL | Click: RLC282WL
Click (Multi-Layer): MLD282WL



XL

Shadow Oak Nature
Registered embossed surface
Glue: DB292WXL | Click: RLC292WXL
Click (Multi-Layer): MLD292WXL



XL

Joy Oak Tender
Registered embossed surface
Glue: DB126WXL | Click: RLC126WXL
Click (Multi-Layer): MLD126WXL



XL

Comfort Oak Brown
Registered embossed surface
Glue: DB293WXL | Click: RLC293WXL
Click (Multi-Layer): MLD293WXL



XL

Country Oak Nature
Registered embossed surface
Glue: DB294WXL | Click: RLC294WXL
Click (Multi-Layer): MLD294WXL



L

Industrial Concrete Grey
Travertin
Glue: DB303SL | Click: RLC303SL
Click (Multi-Layer): MLD303SL



Authentic Oak Brown



XS

Vivid Oak Nature
Registered embossed surface
Glue: DB283WXS



L

Vivid Oak Nature
Registered embossed surface
Glue: DB283WL | Click: RLC283WL
Click (Multi-Layer): MLD283WL



L

Coast Pine Taupe
Rough wood structure
Glue: DB284WL | Click: RLC284WL
Click (Multi-Layer): MLD284WL




XL

Authentic Oak Brown
Registered embossed surface
Glue: DB296WXL | Click: RLC296WXL
Click (Multi-Layer): MLD296WXL



XL

Limed Oak Silver
Registered embossed surface
Glue: DB301WXL | Click: RLC301WXL
Click (Multi-Layer): MLD301WXL




XL

Vintage Oak Brown
Registered embossed surface
Glue: DB297WXL | Click: RLC297WXL
Click (Multi-Layer): MLD297WXL



XL

Comfort Oak Taupe
Registered embossed surface
Glue: DB300WXL | Click: RLC300WXL
Click (Multi-Layer): MLD300WXL



L

Industrial Concrete Dark
Travertin
Glue: DB304SL | Click: RLC304SL
Click (Multi-Layer): MLD304SL




Comfort Oak Dark

lounge



XS

Balanced Oak Brown
Registered embossed surface
Glue: DB285WXS



L

Balanced Oak Brown
Registered embossed surface
Glue: DB285WL | Click: RLC285WL
Click (Multi-Layer): MLD285WL




L

Balanced Oak Grey
Registered embossed surface
Glue: DB287WL | Click: RLC287WL
Click (Multi-Layer): MLD287WL



XL

Comfort Oak Mellow
Registered embossed surface
Glue: DB129WXL | Click: RLC129WXL
Click (Multi-Layer): MLD129WXL




XL

Comfort Oak Dark
Registered embossed surface
Glue: DB299WXL | Click: RLC299WXL
Click (Multi-Layer): MLD299WXL




XL

Shadow Oak Brown
Registered embossed surface
Glue: DB295WXL | Click: RLC295WXL
Click (Multi-Layer): MLD295WXL



XL

Cool Walnut Dark
Rough wood structure
Glue: DB298WXL | Click: RLC298WXL
Click (Multi-Layer): MLD298WXL



L

Timeless Slate Dark
Travertin
Glue: DB305SL | Click: RLC305SL
Click (Multi-Layer): MLD305SL



wineo 600

CONFIDENT IN STYLE. LEAD THE WAY.

Standing out in style while staying low on the ground.

The XL formats and trendy designs of wineo 600 are inspiring.

New York, London or Sydney – plenty of elegant styles for living and working with flair. And, with the click version wineo 600 rigid, every new look can be realised in no time at all.

Choose from 18 wood designs and 6 stone looks for gluing and clicking in – both versions are quick and easy to install. With a wear layer of 0.4 mm, the wineo 600 is perfect for both private homes and smaller commercial buildings.



Find out everything about rigid!

wineo 600 wood L | wood XL

Installation type: Glue | Elastic
Wear layer: 0.4 mm
Planks / box: 18/3.89m² | 12/4.24m²



Installation type: Click | Semi-Rigid
Wear layer: 0.4 mm
Planks / box: 8/1.80m² | 6/2.12m²




wineo 600 stone XL

Installation type: Glue | Elastic
Wear layer: 0.4 mm
Tiles / box: 12/5.01 m²



Installation type: Click | Semi-Rigid
Wear layer: 0.4 mm
Tiles / box: 6/2.14 m²





#NaturalPlace
Exclusive wood structure

Glue: DB183W6
Click: RLC183W6



#WarmPlace
Exclusive wood structure

Glue: DB184W6
Click: RLC184W6



#SmoothPlace
Exclusive wood structure

Glue: DB185W6
Click: RLC185W6



#CozyPlace
Exclusive wood structure

Glue: DB186W6
Click: RLC186W6




#ElegantPlace
Exclusive wood structure

Glue: DB187W6
Click: RLC187W6



#ModernPlace
Exclusive wood structure

Glue: DB188W6
Click: RLC188W6



#WarmPlace

wineo 600 wood XL

#Loft

wineo 600 wood XL 33



#CopenhagenLoft
Registered embossed surface

Glue: DB189W6
Click: RLC189W6



#MilanoLoft
Registered embossed surface

Glue: DB190W6
Click: RLC190W6



#BarcelonaLoft
Registered embossed surface

Glue: DB191W6
Click: RLC191W6



#LisbonLoft
Registered embossed surface

Glue: DB192W6
Click: RLC192W6



#LondonLoft
Registered embossed surface

Glue: DB193W6
Click: RLC193W6



#SydneyLoft
Registered embossed surface

Glue: DB194W6
Click: RLC194W6



#LisbonLoft

wineo 600 wood XL

#Loft

wineo 600 wood XL 35



#AmsterdamLoft
Registered embossed surface

XL

Glue: DB195W6
Click: RLC195W6



#ViennaLoft
Registered embossed surface

XL

Glue: DB196W6
Click: RLC196W6



#NewYorkLoft
Registered embossed surface

XL

Glue: DB197W6
Click: RLC197W6



#MoscowLoft
Registered embossed surface

XL

Glue: DB198W6
Click: RLC198W6



#ParisLoft
Registered embossed surface

XL

Glue: DB199W6
Click: RLC199W6



#BerlinLoft
Registered embossed surface

XL

Glue: DB200W6
Click: RLC200W6



#ParisLoft



#SoHoFactory
Sand structure

Glue: DB205W6
Click: RLC205W6 (real joint)



#BrooklynFactory
Sand structure

Glue: DB206W6
Click: RLC206W6 (real joint)



#NoordFactory
Sand structure

Glue: DB201W6
Click: RLC201W6 (real joint)



#CamdenFactory
Sand structure

Glue: DB202W6
Click: RLC202W6 (real joint)



#ChelseaFactory
Sand structure

Glue: DB203W6
Click: RLC203W6 (real joint)



#NewtownFactory
Sand structure

Glue: DB204W6
Click: RLC204W6 (real joint)



#NewtownFactory

Anna, Stylist

»As a stylist, I am on my feet all day long. So I appreciate every single minute of being on an elastic design flooring, which is gentle on the joints.«

**wineo 800****CONFIDENT IN STYLE.
MAKING AN IMPACT.**

Developed with the help of trend scouts, wineo 800 provides plenty of impressive new inspiration. The collection offers 42 innovative designs for gluing or clicking in, in a total of 8 different formats. With a wear layer of 0.55 mm, wineo 800 is a premium design covering and is therefore ideal for commercial property and discerning private customers.



Discover the installation combinations!

wineo 800 wood L | wood XL

Installation type: Glue | Elastic

Wear layer: 0.55 mm | 0.55 mm

Planks / box: 16/3.46m² | 12/4.24 m²



1200 × 180 × 2.5 mm L

L

1505 × 235 × 2.5 mm XL

XL

Installation type: Click | Elastic

Wear layer: 0.55 mm | 0.55 mm

Planks / box: 8/1.79m² | 6/2.14 m²



1212 × 185 × 5 mm L

L

1505 × 237 × 5 mm XL

XL



wood XL with registered embossed surface

APPLICATION AREAS

The possible applications are just as diverse as the collection itself: Retail & Fair, Public & Education or Hotel & Hospitality – wineo 800 has the right product for every object.

Mona, Gallery Owner

»For my exhibitions, it is important that the flooring provides a stage for the works of art so that their full effect can be appreciated. In the background, high-quality and hard-wearing. That's precisely what flooring should be.«



SCANDINAVIAN LIGHT WOOD

NATURAL WARM WOOD



Copenhagen Frosted Pine
Handscraped I

Glue: DB00076
Click: DLC00076



Gothenburg Calm Oak
Exclusive wood structure

Glue: DB00077
Click: DLC00077



Riga Vibrant Pine
Exclusive wood structure

Glue: DB00082
Click: DLC00082



Helsinki Rustic Oak
Registered embossed surface

Glue: DB00068
Click: DLC00068



Lund Dusty Oak
Registered embossed surface

Glue: DB00065
Click: DLC00065



Salt Lake Oak
Exclusive wood structure

Glue: DB00079
Click: DLC00079



Wheat Golden Oak
Exclusive wood structure

Glue: DB00080
Click: DLC00080



Honey Warm Maple
Exclusive wood structure

Glue: DB00081
Click: DLC00081



Clay Calm Oak
Registered embossed surface

Glue: DB00062
Click: DLC00062



Corn Rustic Oak
Registered embossed surface

Glue: DB00064
Click: DLC00064



Mud Rustic Oak
Registered embossed surface

Glue: DB00063
Click: DLC00063



Joanne, Fashion Designer
»In my boutique, my customer's individuality is everything. The design of the shop should support the individual style of my clients.«

Sardinia Wild Walnut

MEDITERRANEAN DARK WOOD



Balearic Wild Oak
 Exclusive wood structure

Glue: DB00078
 Click: DLC00078



Crete Vibrant Oak
 Exclusive wood structure

Glue: DB00075
 Click: DLC00075



Sardinia Wild Walnut
 Exclusive wood structure

Glue: DB00083
 Click: DLC00083



Cyprus Dark Oak
 Registered embossed surface

Glue: DB00066
 Click: DLC00066



Santorini Deep Oak
 Registered embossed surface

Glue: DB00061
 Click: DLC00061



Ponza Smoky Oak
 Registered embossed surface

Glue: DB00067
 Click: DLC00067




Sicily Dark Oak
 Registered embossed surface

Glue: DB00069
 Click: DLC00069

wineo 800 stone XL

Installation type: Glue | Elastic
Wear layer: 0.55 mm
Tiles / box: 10/4.18m²

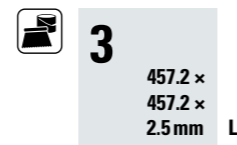


Installation type: Click
Wear layer: 0.55 mm
Tiles / box: 6/2.63m²




wineo 800 tile L | tile XL | tile XXL

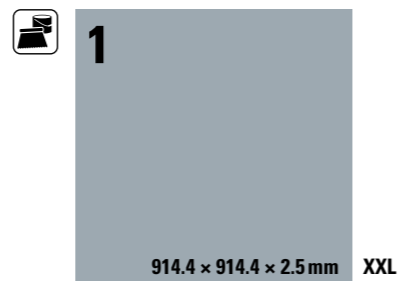
Installation type: Glue | Elastic
Wear layer: 0.55 mm
Tiles / box: 16/3.34m²



Installation type: Glue | Elastic
Wear layer: 0.55 mm
Tiles / box: 10/4.18m²




Installation type: Glue | Elastic
Wear layer: 0.55 mm
Tiles / box: 6/5.02m²



wineo 800 craft

Installation type: Glue | Elastic
Wear layer: 0.55 mm
Tiles / box: 16/3.34m²



Installation type: Glue | Elastic
Wear layer: 0.55 mm
Planks / box: 20/1.86m²



Lucas, Hotel Manager
»There's always a lot going on in our lobby. The design flooring successfully creates a peaceful atmosphere, both acoustically and visually.«






Raw Concrete
Sand structure

Glue: DB00088
Click: DLC00088



Rough Concrete
Sand structure

Glue: DB00089
Click: DLC00089




Calm Concrete
Sand structure

Glue: DB00094
Click: DLC00094



Heavy Metal
Glossy surface

Glue: DB00084
Click: DLC00084 (real joint)



Dark Slate
Slate structure

Glue: DB00085
Click: DLC00085 (real joint)



Silver Slate
Slate structure

Glue: DB00087
Click: DLC00087 (real joint)



Copper Slate
Stone structure

Glue: DB00091
Click: DLC00091 (real joint)



Light Sand
Stone structure

Glue: DB00095
Click: DLC00095 (real joint)



Art Concrete
Stone structure

Glue: DB00086
Click: DLC00086 (real joint)




White Marble
Stone structure

Glue: DB00090
Click: DLC00090


John, Architect

»Today's requirements are high. Flooring is a design element, which has to fulfill two major requirements: functionality and design – both to a very high quality.«

**URBAN TILE DESIGN**


Solid Dark
Sand structure

Glue: DB00096-1 (XXL)
Glue: DB00096-2 (XL)
Glue: DB00096-3 (L)



Solid Grey
Sand structure

Glue: DB00097-1 (XXL)
Glue: DB00097-2 (XL)
Glue: DB00097-3 (L)



Solid Taupe
Sand structure

Glue: DB00099-1 (XXL)
Glue: DB00099-2 (XL)
Glue: DB00099-3 (L)



Solid Umbra
Sand structure

Glue: DB00098-1 (XXL)
Glue: DB00098-2 (XL)
Glue: DB00098-3 (L)



Solid Sand
Sand structure

Glue: DB00100-1 (XXL)
Glue: DB00100-2 (XL)
Glue: DB00100-3 (L)



Solid Light
Sand structure

Glue: DB00101-1 (XXL)
Glue: DB00101-2 (XL)
Glue: DB00101-3 (L)



Solid White
Sand structure

Glue: DB00102-1 (XXL)
Glue: DB00102-2 (XL)
Glue: DB00102-3 (L)



Solid Black
Sand structure

Glue: DB00103-1 (XXL)
Glue: DB00103-2 (XL)
Glue: DB00103-3 (L)



Mosaic Dark
Sand structure

Glue: DB00093



Mosaic Light
Sand structure

Glue: DB00092



Infinity Dark Solid
Exclusive wood structure

Glue: DB00073



Infinity Light Solid
Exclusive wood structure

Glue: DB00074



Infinity Dark Mixed*
Exclusive wood structure

Glue: DB00071



Infinity Light Mixed*
Exclusive wood structure

Glue: DB00072

* Mixed = various plank colours in one box

* Mixed = various plank colours in one box

Carla, Shop Designer

»The flooring is the stage for providing maximum effect. When selected carefully, it is one of the most important design elements in the room.«



Mosaic Dark

PERFECT FIT ZUBEHÖR

UNDERLAY MATERIAL | SELF-ADHESIVE MATS

We recommend our self-adhesive mats singleGLUE or doubleGLUE and the underlay material silentPLUS, silentCOMFORT or silentRIGID with wineo design flooring.

The basis is ecuran, a high-performance composite material which is predominantly made from vegetable oils such as canola or castor oil and naturally occurring mineral components such as chalk.

- fast, energy-efficient distribution of ground heat
- excellent noise reduction with hard and soft floor coverings
- long-life performance of at least 30 years
- excellent residual indentation behaviour
- sustainable raw materials
- without chlorine, plasticisers or solvents



If a wineo PERFECT FIT PU self-adhesive mat (singleGLUE, doubleGLUE) or PU underlay material (silentCOMFORT, silentPREMIUM, silentPLUS or silentRIGID) is used in combination with a suitable wineo flooring product, the wineo guarantee will be extended by 5 years.



Detailed information can be found in our accessories brochure Art.-no. 20091021.

Download now:



SKIRTINGS

- decor matching MDF skirtings for all wineo floor
- universally usable skirtings MDF
- installation heights from 60 mm and 80 mm
- plastic mounting clips included in the range of accessories; alternatively glue or tack
- self-adhesive corner elements for easy installation

WE FOCUS ON TRANSPARENCY.

Certifications



A+

Just like the "Blue Angel" in Germany, the A+ seal identifies our products as ecological, healthy and user friendly in the French market.



TFI-TÜV PROFICERT PREMIUM

The TFI (Textiles & Flooring Institute GmbH) and TÜV Hessen evaluate products from a quality, health and ecological point of view. Essentially, products can only be certified if they present no health risk.



CE marking

The CE marking confirms that our product has been tested and that it meets all EU requirements in terms of safety, healthcare and environmental protection.



(only for wineo 400 rigid)



(only for wineo 600 rigid)



(only for wineo 400 Multi-Layer)

PEFC

The PEFC quality seal is based on very strict guidelines for managing our forests in a sustainable manner and guarantees that timber is used from verified cultivation sources. The entire product manufacturing process – from the raw materials through to the ready-to-use end product – is certified and verified by independent assessors.



factory made coated

Design floors from wineo are coated with a PU sealant at the factory, which makes them particularly hard-wearing and protects them from abrasion.



Phthalate free

wineo floor coverings are phthalate-free. This means that only harmless plasticizers are used.



SERVICE



A WARM WELCOME!

Would you like an individual consultation in the wineo workspace or simply be inspired by the innovative and beautiful floors?

We will be happy to take the time to show you the whole wineo variety.



SEMINARS

Take advantage of our seminar offer to **improve your know-how, optimize your installation technique or sales strategy** and reap the benefits of a successful partnership. wineo product training seminars are informative, practical and tailored, and prepare you fully for working with our floors. You can find more information on our website, including how to register for a seminar.

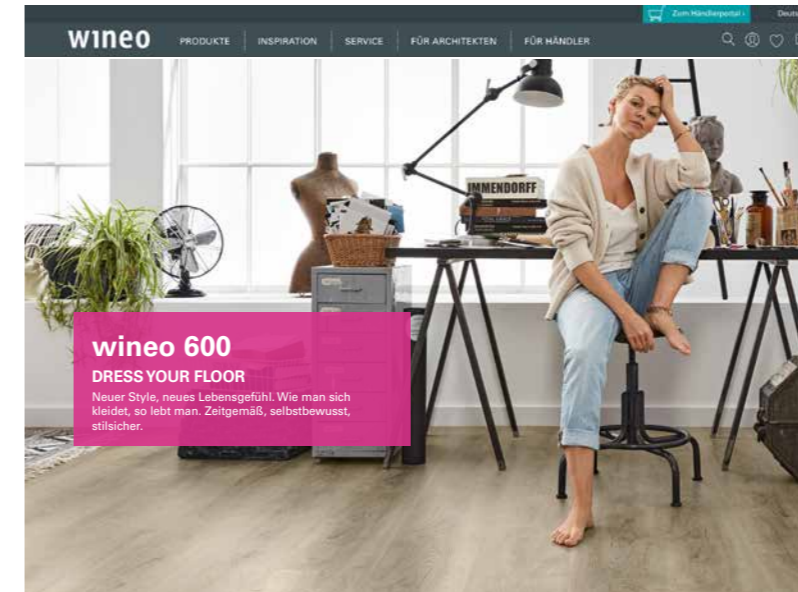


TECHNICAL SUPPORT

Do you have any questions about our products, their areas-of application or their installation?

Our capable technical-team is happy to help you:

Tel.: +49 (0) 52 37 609 – 530



EN.WINEO.DE

Even more information is available on our website:

- dealer portal with direct ordering option
- our top reference projects
- tender specifications
- technical data sheets
- cleaning and installation instructions
- find a dealer
- video portal with lots of tips
- newsletter registration
- and much more



SOCIAL MEDIA

Inspiration and product-specific knowledge in exciting short articles – you can discover under:

- Instagram
- facebook
- YouTube
- Pinterest
- LinkedIn













WINEO FLOOR VIEWER

Any wineo floor can be simulated in your own home in an instant with our wineo Floor Viewer. The ideal way to choose the perfect flooring for you.

Test the wineo Floor Viewer now at floorviewer.wineo.de



TECHNICAL CHARACTERISTICS


Collection	wineo 400 wood XS		wineo 400 wood L				wineo 400 wood XL			wineo 400 stone L	
			Multi-Layer				Multi-Layer			Multi-Layer	
Installation type	 Glue	 Glue	 Click	 Click	 Glue	 Click	 Click	 Glue	 Click	 Click	
Connection	-	-	LocTec®	LocTec®	-	LocTec®	LocTec®	-	LocTec®	LocTec®	
Core board	-	-	-	Aqua-Protect®	-	-	Aqua-Protect®	-	-	Aqua-Protect®	
Format	610 × 122 mm	1200 × 180 mm	1220 × 180 mm	1222 × 182 mm	1505 × 235 mm	1522 × 225 mm	1520 × 230 mm	610 × 305 mm	610 × 305 mm	601 × 310 mm	
Product thickness	2 mm	2 mm	5.5 mm	9 mm	2 mm	5.5 mm	9 mm	2 mm	5.5 mm	9 mm	
Wear layer	0.3 mm	0.3 mm	0.3 mm	0.3 mm	0.3 mm	0.3 mm	0.3 mm	0.3 mm	0.3 mm	0.3 mm	
Planks or tiles/ box	24/ 1.79 m ²	18/ 3.89 m ²	10/ 2.20 m ²	9/ 2.00 m ²	12/ 4.24 m ²	6/ 2.05 m ²	6/ 2.10 m ²	16/ 2.98 m ²	10/ 1.86 m ²	9/ 1.68 m ²	
Boxes/ pallet	140/ 250.60 m ²	60/ 233.40 m ²	48/ 105.60 m ²	44/ 88.00 m ²	60/ 254.40 m ²	52/ 106.60 m ²	52/ 109.20 m ²	84/ 250.32 m ²	60/ 111.60 m ²	60/ 100.80 m ²	
Surface treatment	PU	PU	PU	PU	PU	PU	PU	PU	PU	PU	
Joint	micro bevel	micro bevel	micro bevel	micro bevel	micro bevel	V4	micro bevel	micro bevel	micro bevel	micro bevel	
Utilisation class EN ISO 10874	23/31	23/31	23/31	23/31	23/31	23/31	23/31	23/31	23/31	23/31	
Reaction to fire EN 13501-1	B _{fl} -s1	B _{fl} -s1	B _{fl} -s1	B _{fl} -s1	B _{fl} -s1	B _{fl} -s1	B _{fl} -s1	B _{fl} -s1	B _{fl} -s1	B _{fl} -s1	
Anti slip category DIN 51130	R 10	R 10	R 10	R 10	R 10	R 10	R 10	R 10	R 10	R 10	
Anti-static properties EN 1815	≤ 2 kV	≤ 2 kV	-	≤ 2 kV	≤ 2 kV	-	≤ 2 kV	≤ 2 kV	-	≤ 2 kV	
Staining/ Chemical resistance EN ISO 26987	High resistance level depending on concentration and exposure time.										
Light fastness EN ISO 105-B02 (procedure 2)	≥ 6	≥ 6	≥ 6	≥ 6	≥ 6	≥ 6	≥ 6	≥ 6	≥ 6	≥ 6	
Residual indentation EN ISO 24343-1	≤ 0.1 mm	≤ 0.1 mm	≤ 0.2 mm	≤ 0.2 mm	≤ 0.1 mm	≤ 0.2 mm	≤ 0.2 mm	≤ 0.1 mm	≤ 0.2 mm	≤ 0.2 mm	
Castor chair test ISO 4918	> 10.000 revolutions, no damage with rolls type W										
Suitability for underfloor heating	Suitable for all conventional hot water underfloor heating and electrical systems regulated up to a surface temperature of 27 °C.										
Thermal resistance (m ² K)/W EN12667	0.011	0.011	0.035	0.058	0.011	0.035	0.058	0.011	0.035	0.058	
Impact sound reduction EN ISO 16251-1	~ 4 dB	~ 4 dB	~ 19 dB	~ 14 dB	~ 4 dB	~ 19 dB	~ 14 dB	~ 4 dB	~ 19 dB	~ 14 dB	
Dimensional stability EN ISO 23999	~ 0.15 %	~ 0.15 %	~ 0.1 %	-	~ 0.15 %	~ 0.1 %	-	~ 0.15 %	~ 0.1 %	-	
Guarantee for private use according to Windmüller warranty conditions	15 years	15 years	15 years	20 years	15 years	15 years	20 years	15 years	15 years	20 years	
Extended warranty for laying PU underlay mat	+5 years	+5 years	-	already integrated	+5 years	-	already integrated	+5 years	-	already integrated	





















Utilisation class 23:
Domestic area with
intensive usage



Utilisation class 31:
Commercial sector with
low or occasional usage



TECHNICAL CHARACTERISTICS

Collection	wineo 600 wood L		wineo 600 wood XL		wineo 600 stone XL		wineo 800 wood L		wineo 800 wood XL		wineo 800 stone XL		wineo 800 tile			wineo 800 craft		
	Rigid		Rigid		Rigid								L	XL	XXL			
Installation type	 Glue	 Click	 Glue	 Click	 Glue	 Click	 Glue	 Click	 Glue	 Click	 Glue	 Click	 Glue	 Glue	 Glue	 Glue	 Glue	 Glue
Connection	-	Fold-Down	-	Fold-Down	-	Fold-Down	-	Fold-Down	-	Fold-Down	-	Fold-Down	-	-	-	-	-	-
Core board	-	-	-	-	-	-	-	-	-	-	-	-	-	-	-	-	-	-
Format	1200 × 180 mm	1212 × 186 mm	1505 × 235 mm	1507 × 234 mm	914 × 457 mm	748 × 477 mm	1200 × 180 mm	1212 × 185 mm	1505 × 235 mm	1505 × 237 mm	914.4 × 457.2 mm	914 × 480 mm	457.2 × 457.2 mm	914.4 × 457.2 mm	914.4 × 914.4 mm	457.2 × 457.2 mm	914.4 × 101.6 mm	
Product thickness	2 mm	5 mm	2 mm	5 mm	2 mm	5 mm	2.5 mm	5 mm	2.5 mm	5 mm	2.5 mm	5 mm	2.5 mm	2.5 mm	2.5 mm	2.5 mm	2.5 mm	
Wear layer	0.4 mm	0.4 mm	0.4 mm	0.4 mm	0.4 mm	0.4 mm	0.55 mm	0.55 mm	0.55 mm	0.55 mm	0.55 mm	0.55 mm	0.55 mm	0.55 mm	0.55 mm	0.55 mm	0.55 mm	
Planks or tiles / box	18 / 3.89 m ²	8 / 1.80 m ²	12 / 4.24 m ²	6 / 2.12 m ²	12 / 5.01 m ²	6 / 2.14 m ²	16 / 3.46 m ²	8 / 1.79 m ²	12 / 4.24 m ²	6 / 2.14 m ²	10 / 4.18 m ²	6 / 2.63 m ²	16 / 3.34 m ²	10 / 4.18 m ²	6 / 5.02 m ²	16 / 3.34 m ²	20 / 1.86 m ²	
Boxes / pallet	60 / 233.40 m ²	56 / 100.80 m ²	64 / 271.36 m ²	48 / 101.76 m ²	52 / 260.52 m ²	44 / 94.16 m ²	75 / 259.50 m ²	64 / 114.56 m ²	60 / 254.40 m ²	56 / 119.84 m ²	40 / 167.20 m ²	44 / 115.72 m ²	52 / 173.68 m ²	40 / 167.20 m ²	37 / 185.74 m ²	52 / 173.68 m ²	135 / 251.10 m ²	
Surface treatment	PU	PU	PU	PU	PU	PU	PU	PU	PU	PU	PU	PU	PU	PU	PU	PU	PU	
Joint	micro bevel	micro bevel	micro bevel	micro bevel	micro bevel	real joint	micro bevel	micro bevel	micro bevel	micro bevel	micro bevel	micro bevel	micro bevel DLC00088–90, 94 real joint DLC00084–87 DLC00091, 95	micro bevel	micro bevel	micro bevel	micro bevel	micro bevel
Utilisation class EN ISO 10874	23/32/41	23/32	23/32/41	23/32	23/32/41	23/32	23/33/42	23/33	23/33/42	23/33	23/33/42	23/33	23/33/42	23/33/42	23/33/42	23/33/42	23/33/42	
Reaction to fire EN 13501-1	B _n –s1	B _n –s1	B _n –s1	B _n –s1	B _n –s1	B _n –s1	B _n –s1	B _n –s1	B _n –s1	B _n –s1	B _n –s1	B _n –s1	B _n –s1	B _n –s1	B _n –s1	B _n –s1	B _n –s1	
Anti slip category DIN 51130	R 9	R 9	R 9	R 9	R 9	R 9	R 10	R 10	R 10	R 10	R 10	R 10	R 10	R 10	R 10	R 10	R 10	
Anti-static properties EN 1815	≤ 2 kV	-	≤ 2 kV	-	≤ 2 kV	-	≤ 2 kV	≤ 2 kV	≤ 2 kV	≤ 2 kV	≤ 2 kV	≤ 2 kV	≤ 2 kV	≤ 2 kV	≤ 2 kV	≤ 2 kV	≤ 2 kV	
Staining / Chemical resistance EN ISO 26987	High resistance level depending on concentration and exposure time.*																	
Light fastness EN ISO 105-B02 (procedure 2)	≥ 6	≥ 6	≥ 6	≥ 6	≥ 6	≥ 6	≥ 6	≥ 6	≥ 6	≥ 6	≥ 6	≥ 6	≥ 6	≥ 6	≥ 6	≥ 6	≥ 6	
Residual indentation EN ISO 24343-1	≤ 0.1 mm	≤ 0.1 mm	≤ 0.1 mm	≤ 0.1 mm	≤ 0.1 mm	≤ 0.1 mm	≤ 0.1 mm	≤ 0.1 mm	≤ 0.1 mm	≤ 0.1 mm	≤ 0.1 mm	≤ 0.1 mm	≤ 0.1 mm	≤ 0.1 mm	≤ 0.1 mm	≤ 0.1 mm	≤ 0.1 mm	
Castor chair test ISO 4918	25,000 revolutions, no damage with rolls type W																	
Suitability for underfloor heating	Suitable for all conventional hot water underfloor heating and electrical systems regulated up to a surface temperature of 27 °C.																	
Thermal resistance (m ² K)/W EN12667	≤ 0.011	≤ 0.05	≤ 0.011	≤ 0.05	≤ 0.011	≤ 0.05	≤ 0.015	≤ 0.021	≤ 0.015	≤ 0.021	≤ 0.015	≤ 0.021	≤ 0.015	≤ 0.015	≤ 0.015	≤ 0.015	≤ 0.015	
Impact sound reduction EN ISO 16251-1	~ 4 dB	~ 6 dB	~ 4 dB	~ 6 dB	~ 4 dB	~ 6 dB	~ 4 dB	~ 7 dB	~ 4 dB	~ 7 dB	~ 4 dB	~ 7 dB	~ 4 dB	~ 4 dB	~ 4 dB	~ 4 dB	~ 4 dB	
Dimensional stability EN ISO 23999	~ 0.15 %	~ 0.1 %	~ 0.15 %	~ 0.1 %	~ 0.15 %	~ 0.1 %	~ 0.15 %	~ 0.1 %	~ 0.15 %	~ 0.1 %	~ 0.15 %	~ 0.1 %	~ 0.15 %	~ 0.15 %	~ 0.15 %	~ 0.15 %	~ 0.15 %	
Guarantee for private use according to Windmüller warranty conditions	20 years	20 years	20 years	20 years	20 years	20 years	25 years	25 years	25 years	25 years	25 years	25 years	25 years	25 years	25 years	25 years	25 years	
Extended warranty for laying PU underlay mat	+5 years	+5 years	+5 years	+5 years	+5 years	+5 years	+5 years	+5 years	+5 years	+5 years	+5 years	+5 years	+5 years	+5 years	+5 years	+5 years	+5 years	




Utilisation class 23:
Domestic area with
intensive usage



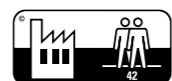
Utilisation class 32:
Normal use in the
commercial sector



Utilisation class 33:
Commercial sector
with heavy usage



Utilisation class 41:
Light industry sector
with moderate usage



Utilisation class 42:
Normal use in the
light industrial sector

*For wineo 600 rigid:
Resistance to staining EN 438-2
Group 1 + 2: Measurement 5
Group 3: Measurement 4



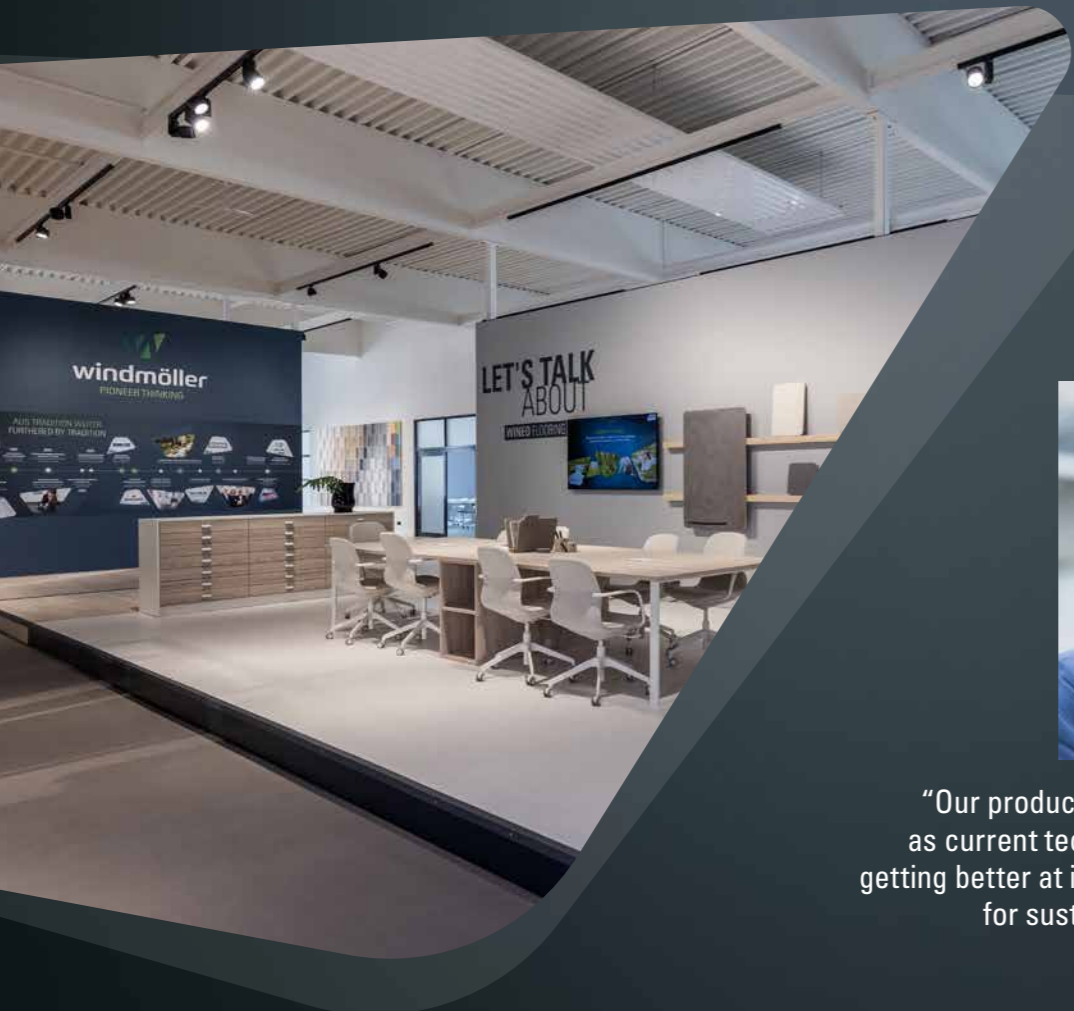
■ R 10 applies for all designated decors, except "Heavy Metal"
■ Cleaning and maintenance instructions online at www.wineo.de/Service
■ All decors shown in this brochure are reproductions. Windmüller GmbH provides no guarantee with regard to mistakes, printing errors and technical changes.



FORWARD THINKING. ALWAYS.

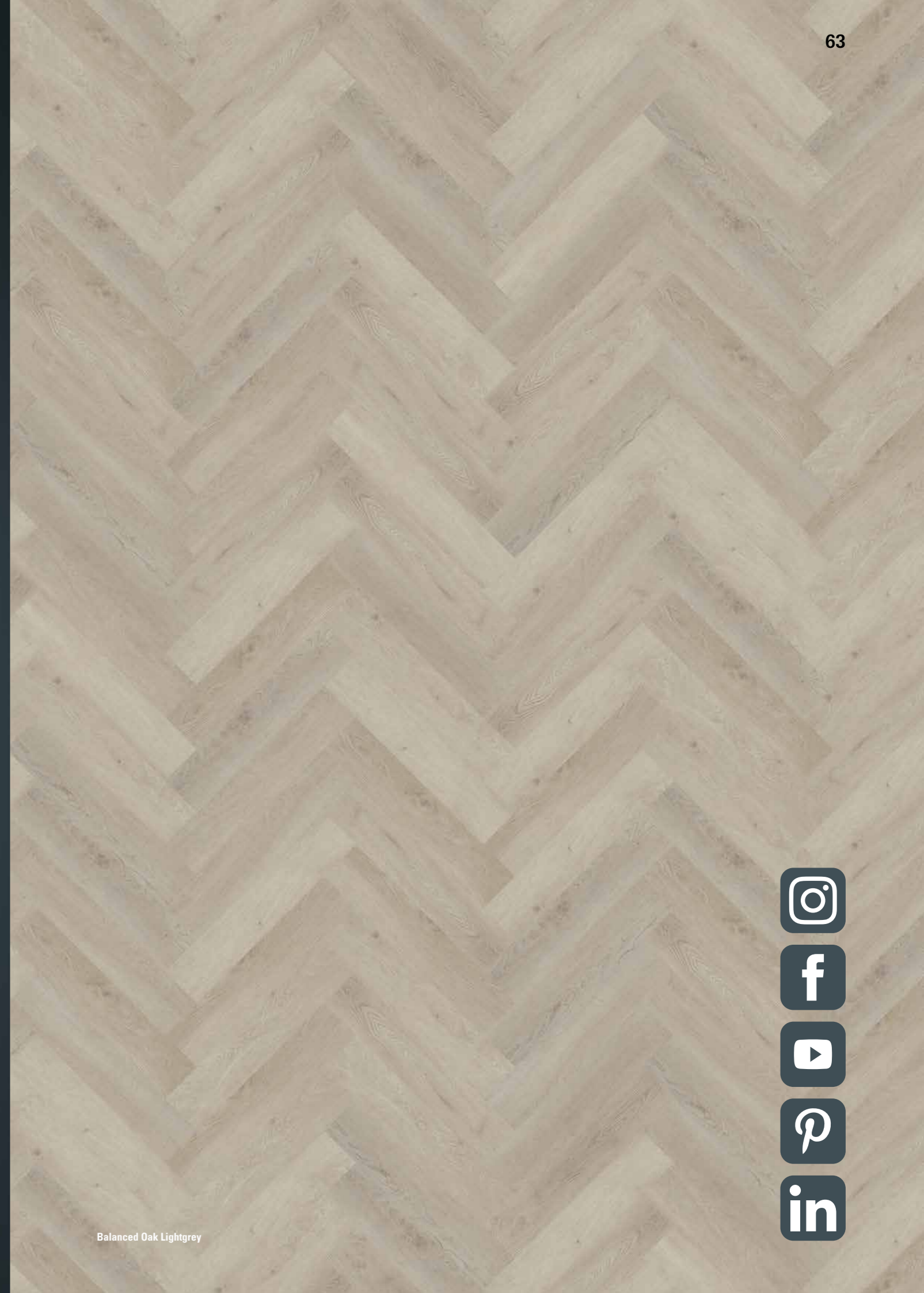
That is why we are constantly working on innovations and products that can do more. In recent years, we have been able to bring several new products to market which can now be found in many households and public buildings. Worldwide.

For generations, Windmüller has been known for its dedication to future development and collaborative partnerships. We impress people, companies and markets all over the world with our flooring ideas, materials and technologies.



"Our products are always as sustainable as current technology allows. And we are getting better at it every day. Because striving for sustainability is what drives us."

Matthias Windmüller
CEO Windmüller GmbH



Windmüller GmbH

Nord-West-Ring 21

D-32832 Augustdorf

Tel.: +49 (0) 52 37 609 - 0

Fax: +49 (0) 52 37 609 - 309

info@wineo.de

www.wineo.de

Handed over by:

Product no. 20061112 | 11/2023

FEB ERFMI. DGNB

m
m
f
a

wineo